



Location: CMA1b - Oil Street Site Office

Report on 24-hour TSP monitoring

Action Level ($\mu\text{g}/\text{m}^3$) - 176.7

Limit Level ($\mu\text{g}/\text{m}^3$) - 260

Date	Sampling Time	Weather Condition	Filter paper no.	Filter Weight, g		Elapse Time, hr		Sampling Time, hr	Flow Rate, m^3/min			Total Volume, m^3	TSP Level, $\mu\text{g}/\text{m}^3$
				Initial	Final	Initial	Final		Initial, Q_{si}	Final, Q_{sf}	Average		
5-Mar-14	8:00	Cloudy	007999	2.8497	3.0297	4245.77	4269.77	24.00	1.35	1.35	1.35	1946	92
11-Mar-14	8:00	Cloudy	008014	2.8520	3.0856	4272.77	4296.77	24.00	1.35	1.35	1.35	1944	120
17-Mar-14	8:00	Cloudy	008121	2.8295	2.9905	4299.77	4323.77	24.00	1.40	1.39	1.39	2008	80
22-Mar-14	8:00	Fine	007960	2.8474	3.0047	4326.77	4350.77	24.00	1.40	1.39	1.40	2009	78

Report on 1-hour TSP monitoring

Action Level ($\mu\text{g}/\text{m}^3$) - 320.1

Limit Level ($\mu\text{g}/\text{m}^3$) - 500

Date	Sampling Time	Weather Condition	Filter paper no.	Filter Weight, g		Elapse Time, hr		Sampling Time, hr	Flow Rate, m^3/min			Total Volume, m^3	TSP Level, $\mu\text{g}/\text{m}^3$
				Initial	Final	Initial	Final		Initial, Q_{si}	Final, Q_{sf}	Average		
6-Mar-14	8:03	Cloudy	008008	2.8492	2.8632	4269.77	4270.77	1.00	1.35	1.35	1.35	81	173
6-Mar-14	9:10	Cloudy	008010	2.8426	2.8561	4270.77	4271.77	1.00	1.43	1.43	1.43	86	158
6-Mar-14	10:30	Cloudy	008012	2.8556	2.8631	4271.77	4272.77	1.00	1.39	1.39	1.39	83	90
12-Mar-14	11:00	Cloudy	008000	2.8568	2.8782	4296.77	4297.77	1.00	1.35	1.35	1.35	81	265
12-Mar-14	13:00	Cloudy	008002	2.8525	2.8693	4297.77	4298.77	1.00	1.38	1.38	1.38	83	202
12-Mar-14	14:08	Cloudy	008004	2.8492	2.8639	4298.77	4299.77	1.00	1.35	1.35	1.35	81	182
18-Mar-14	10:06	Cloudy	008197	2.8012	2.8067	4323.77	4324.77	1.00	1.38	1.38	1.38	83	67
18-Mar-14	13:09	Cloudy	008114	2.8328	2.8359	4324.77	4325.77	1.00	1.38	1.38	1.38	83	38
18-Mar-14	14:18	Cloudy	008280	2.8275	2.8299	4325.77	4326.77	1.00	1.38	1.38	1.38	83	29
24-Mar-14	9:50	Fine	008017	2.8431	2.8523	4350.77	4351.77	1.00	1.38	1.38	1.38	83	112
24-Mar-14	11:00	Fine	008018	2.8342	2.8403	4351.77	4352.77	1.00	1.38	1.38	1.38	83	74
24-Mar-14	13:30	Fine	008020	2.8304	2.8358	4352.77	4353.77	1.00	1.38	1.38	1.38	83	65

Location: CMA2a - Causeway Bay Community Centre

Report on 24-hour TSP monitoring
Action Level ($\mu\text{g}/\text{m}^3$) - 169.5
Limit Level ($\mu\text{g}/\text{m}^3$) - 260

Date	Sampling Time	Weather Condition	Filter paper no.	Filter Weight, g		Elapse Time, hr		Sampling Time, hr	Flow Rate, m^3/min			Total Volume, m^3	TSP Level, $\mu\text{g}/\text{m}^3$
				Initial	Final	Initial	Final		Initial, Q_{si}	Final, Q_{sf}	Average		
5-Mar-14	8:00	Cloudy	007998	2.8506	3.0012	13956.22	13980.22	24.00	1.35	1.35	1.35	1945	77
11-Mar-14	8:00	Cloudy	008015	2.8487	2.9302	13983.22	14007.22	24.00	1.31	1.30	1.31	1883	43
17-Mar-14	8:00	Cloudy	008120	2.8281	2.9688	14010.22	14034.22	24.00	1.30	1.30	1.30	1877	75
22-Mar-14	8:00	Fine	007961	2.8439	3.0490	14037.22	14061.22	24.00	1.30	1.30	1.30	1878	109

Report on 1-hour TSP monitoring
Action Level ($\mu\text{g}/\text{m}^3$) - 323.4
Limit Level ($\mu\text{g}/\text{m}^3$) - 500

Date	Sampling Time	Weather Condition	Filter paper no.	Filter Weight, g		Elapse Time, hr		Sampling Time, hr	Flow Rate, m^3/min			Total Volume, m^3	TSP Level, $\mu\text{g}/\text{m}^3$
				Initial	Final	Initial	Final		Initial, Q_{si}	Final, Q_{sf}	Average		
6-Mar-14	8:03	Cloudy	008009	2.8535	2.8660	13980.22	13981.22	1.00	1.39	1.39	1.39	84	150
6-Mar-14	9:05	Cloudy	008011	2.8496	2.8578	13981.22	13982.22	1.00	1.39	1.39	1.39	84	98
6-Mar-14	10:10	Cloudy	008013	2.8521	2.8592	13982.22	13983.22	1.00	1.39	1.39	1.39	84	85
12-Mar-14	11:00	Cloudy	008001	2.8551	2.8690	14007.22	14008.22	1.00	1.31	1.30	1.30	78	178
12-Mar-14	13:00	Cloudy	008003	2.8395	2.8528	14008.22	14009.22	1.00	1.31	1.30	1.30	78	170
12-Mar-14	14:10	Cloudy	008005	2.8583	2.8706	14009.22	14010.22	1.00	1.31	1.30	1.30	78	157
18-Mar-14	9:58	Cloudy	008196	2.8070	2.8175	14034.22	14035.22	1.00	1.38	1.38	1.38	83	127
18-Mar-14	13:02	Cloudy	008113	2.8322	2.8409	14035.22	14036.22	1.00	1.38	1.38	1.38	83	105
18-Mar-14	14:12	Cloudy	008117	2.8274	2.8340	14036.22	14037.22	1.00	1.38	1.38	1.38	83	80
24-Mar-14	9:50	Fine	008007	2.8395	2.8491	14061.22	14062.22	1.00	1.38	1.38	1.38	83	116
24-Mar-14	11:00	Fine	008019	2.8273	2.8325	14062.22	14063.22	1.00	1.38	1.38	1.38	83	63
24-Mar-14	13:30	Fine	008021	2.8406	2.8453	14063.22	14064.22	1.00	1.38	1.38	1.38	83	57



Location: CMA3a - CWB PRE Site Office Area

Report on 24-hour TSP monitoring

Action Level ($\mu\text{g}/\text{m}^3$) - 171

Limit Level ($\mu\text{g}/\text{m}^3$) - 260

Date	Sampling Time	Weather Condition	Filter paper no.	Filter Weight, g		Elapse Time, hr		Sampling Time, hr	Flow Rate, m^3/min			Total Volume, m^3	TSP Level, $\mu\text{g}/\text{m}^3$
				Initial	Final	Initial	Final		Initial, Q_{si}	Final, Q_{sf}	Average		
5-Mar-14	8:00	Cloudy	008129	2.8198	3.0207	1357.87	1381.87	24.00	1.41	1.41	1.41	2025	99
11-Mar-14	8:00	Cloudy	007840	2.8495	3.0006	1384.87	1408.87	24.00	1.41	1.40	1.40	2023	75
17-Mar-14	8:00	Cloudy	008006	2.8448	3.0699	1411.86	1435.86	24.00	1.40	1.40	1.40	2017	112
22-Mar-14	8:00	Fine	008247	2.8285	3.0736	1438.86	1462.86	24.00	1.40	1.40	1.40	2019	121

Report on 1-hour TSP monitoring

Action Level ($\mu\text{g}/\text{m}^3$) - 311.3

Limit Level ($\mu\text{g}/\text{m}^3$) - 500

Date	Sampling Time	Weather Condition	Filter paper no.	Filter Weight, g		Elapse Time, hr		Sampling Time, hr	Flow Rate, m^3/min			Total Volume, m^3	TSP Level, $\mu\text{g}/\text{m}^3$
				Initial	Final	Initial	Final		Initial, Q_{si}	Final, Q_{sf}	Average		
6-Mar-14	8:55	Cloudy	007837	2.8483	2.8549	1381.87	1382.87	1.00	1.41	1.41	1.41	84	78
6-Mar-14	9:58	Cloudy	007838	2.8485	2.8542	1382.87	1383.87	1.00	1.41	1.41	1.41	84	68
6-Mar-14	13:00	Cloudy	007839	2.8453	2.8515	1383.87	1384.87	1.00	1.41	1.41	1.41	84	73
12-Mar-14	9:50	Cloudy	007912	2.8329	2.8503	1408.87	1409.87	1.00	1.40	1.40	1.40	84	207
12-Mar-14	10:52	Cloudy	007958	2.8428	2.8578	1409.87	1410.87	1.00	1.40	1.40	1.40	84	178
12-Mar-14	14:20	Cloudy	008122	2.8334	2.8535	1410.87	1411.87	1.00	1.40	1.40	1.40	84	239
18-Mar-14	13:45	Cloudy	008244	2.8422	2.8466	1435.86	1436.86	1.00	1.40	1.40	1.40	84	52
18-Mar-14	15:15	Cloudy	008245	2.8300	2.8350	1436.86	1437.86	1.00	1.40	1.40	1.40	84	60
18-Mar-14	16:18	Cloudy	008281	2.8313	2.8353	1437.86	1438.86	1.00	1.40	1.40	1.40	84	48
24-Mar-14	13:30	Fine	008152	2.8157	2.8216	1462.86	1463.86	1.00	1.40	1.40	1.40	84	70
24-Mar-14	14:40	Fine	008154	2.8146	2.8190	1463.86	1464.86	1.00	1.40	1.40	1.40	84	52
24-Mar-14	15:45	Fine	008156	2.8178	2.8268	1464.86	1465.86	1.00	1.40	1.40	1.40	84	107



Location: CMA4a - SPCA

Report on 24-hour TSP monitoring

Action Level ($\mu\text{g}/\text{m}^3$) - 171.2

Limit Level ($\mu\text{g}/\text{m}^3$) - 260

Date	Sampling Time	Weather Condition	Filter paper no.	Filter Weight, g		Elapse Time, hr		Sampling Time, hr	Flow Rate, m^3/min			Total Volume, m^3	TSP Level, $\mu\text{g}/\text{m}^3$
				Initial	Final	Initial	Final		Initial, Q_{si}	Final, Q_{sf}	Average		
5-Mar-14	8:00	Cloudy	005486	2.7919	2.9922	18159.00	18183.00	24.00	1.33	1.33	1.33	1912	105
11-Mar-14	8:00	Cloudy	005933	2.6341	2.8491	18186.00	18210.00	24.00	1.33	1.32	1.33	1909	113
17-Mar-14	8:00	Cloudy	008123	2.8348	3.0071	18213.00	18237.00	24.00	1.30	1.29	1.30	1867	92
22-Mar-14	8:00	Fine	006384	2.5892	2.7876	18240.01	18264.01	24.00	1.30	1.30	1.30	1868	106

Report on 1-hour TSP monitoring

Action Level ($\mu\text{g}/\text{m}^3$) - 312.5

Limit Level ($\mu\text{g}/\text{m}^3$) - 500

Date	Sampling Time	Weather Condition	Filter paper no.	Filter Weight, g		Elapse Time, hr		Sampling Time, hr	Flow Rate, m^3/min			Total Volume, m^3	TSP Level, $\mu\text{g}/\text{m}^3$
				Initial	Final	Initial	Final		Initial, Q_{si}	Final, Q_{sf}	Average		
6-Mar-14	9:10	Cloudy	007841	2.8501	2.8554	18183.00	18184.00	1.00	1.33	1.33	1.33	80	67
6-Mar-14	10:30	Cloudy	006651	2.6688	2.6756	18184.00	18185.00	1.00	1.33	1.33	1.33	80	85
6-Mar-14	13:00	Cloudy	006652	2.6466	2.6540	18185.00	18186.00	1.00	1.33	1.33	1.33	80	93
12-Mar-14	9:30	Cloudy	007968	2.8710	2.8846	18210.00	18211.00	1.00	1.32	1.32	1.32	79	171
12-Mar-14	10:40	Cloudy	007957	2.8472	2.8591	18211.00	18212.00	1.00	1.32	1.32	1.32	79	150
12-Mar-14	13:00	Cloudy	007959	2.8523	2.8650	18212.11	18213.00	0.89	1.32	1.32	1.32	71	180
18-Mar-14	13:31	Cloudy	008119	2.8307	2.8376	18237.01	18238.01	1.00	1.29	1.29	1.29	78	89
18-Mar-14	15:06	Cloudy	008118	2.8338	2.8394	18238.01	18239.01	1.00	1.29	1.29	1.29	78	72
18-Mar-14	16:13	Cloudy	008282	2.8310	2.8346	18239.01	18240.01	1.00	1.29	1.29	1.29	78	46
24-Mar-14	13:00	Fine	008151	2.8277	2.8336	18264.01	18265.01	1.00	1.29	1.29	1.29	78	76
24-Mar-14	14:20	Fine	008153	2.8172	2.8219	18265.01	18266.01	1.00	1.29	1.29	1.29	78	61
24-Mar-14	15:25	Fine	008155	2.8171	2.8230	18266.01	18267.01	1.00	1.29	1.29	1.29	78	76

Location: CMA5a - Children Garden opposite to Pedestrian Plaza

Report on 24-hour TSP monitoring

Action Level ($\mu\text{g}/\text{m}^3$) - 181
Limit Level ($\mu\text{g}/\text{m}^3$) - 260

Date	Sampling Time	Weather Condition	Filter paper no.	Filter Weight, g		Elapse Time, hr		Sampling Time, hr	Flow Rate, m^3/min			Total Volume, m^3	TSP Level, $\mu\text{g}/\text{m}^3$
				Initial	Final	Initial	Final		Initial, Q_{si}	Final, Q_{sf}	Average		
5-Mar-14	8:00	Cloudy	008070	2.8423	3.0665	19162.16	19186.16	24.00	1.40	1.40	1.40	2022	111
11-Mar-14	8:00	Cloudy	008108	2.8189	3.0028	19189.18	19213.18	24.00	1.33	1.33	1.33	1916	96
17-Mar-14	8:00	Cloudy	008237	2.8418	3.0001	19216.17	19240.17	24.00	1.34	1.34	1.34	1933	82
22-Mar-14	8:00	Fine	008274	2.8276	2.9311	19244.18	19268.18	24.00	1.34	1.34	1.34	1934	54

Report on 1-hour TSP monitoring

Action Level ($\mu\text{g}/\text{m}^3$) - 332
Limit Level ($\mu\text{g}/\text{m}^3$) - 500

Date	Sampling Time	Weather Condition	Filter paper no.	Filter Weight, g		Elapse Time, hr		Sampling Time, hr	Flow Rate, m^3/min			Total Volume, m^3	TSP Level, $\mu\text{g}/\text{m}^3$
				Initial	Final	Initial	Final		Initial, Q_{si}	Final, Q_{sf}	Average		
6-Mar-14	9:07	Cloudy	008102	2.8132	2.8197	19186.16	19187.16	1.00	1.37	1.37	1.37	82	79
6-Mar-14	10:10	Cloudy	008105	2.8275	2.8321	19187.16	19188.16	1.00	1.33	1.33	1.33	80	58
6-Mar-14	13:00	Cloudy	008130	2.8213	2.8286	19188.16	19189.16	1.00	1.40	1.40	1.40	84	87
12-Mar-14	9:25	Cloudy	008127	2.8252	2.8364	19213.18	19214.18	1.00	1.33	1.33	1.33	80	141
12-Mar-14	13:00	Cloudy	008126	2.8219	2.8339	19214.18	19215.18	1.00	1.36	1.36	1.36	82	147
12-Mar-14	15:00	Cloudy	008185	2.8101	2.8236	19215.18	19216.18	1.00	1.36	1.36	1.36	82	165
18-Mar-14	9:11	Cloudy	008194	2.8082	2.8196	19240.17	19241.17	1.00	1.34	1.34	1.34	80	142
18-Mar-14	10:20	Cloudy	008271	2.8292	2.8339	19241.17	19242.17	1.00	1.34	1.34	1.34	80	58
18-Mar-14	13:15	Cloudy	008278	2.8314	2.8335	19242.17	19243.17	1.00	1.34	1.34	1.34	80	26
24-Mar-14	8:23	Fine	008071	2.8365	2.8476	19268.18	19269.18	1.00	1.34	1.34	1.34	80	138
24-Mar-14	9:28	Fine	008148	2.8231	2.8308	19269.18	19270.18	1.00	1.34	1.34	1.34	80	96
24-Mar-14	10:45	Fine	007963	2.8648	2.8688	19270.18	19271.18	1.00	1.34	1.34	1.34	80	50



Location: MA1e - International Finance Centre (Eastern Wing)

Report on 24-hour TSP monitoring

Action Level ($\mu\text{g}/\text{m}^3$) - 173.4
Limit Level ($\mu\text{g}/\text{m}^3$) - 260

Date	Sampling Time	Weather Condition	Filter paper no.	Filter Weight, g		Elapse Time, hr		Sampling Time, hr	Flow Rate, m^3/min			Total Volume, m^3	TSP Level, $\mu\text{g}/\text{m}^3$
				Initial	Final	Initial	Final		Initial, Q_{si}	Final, Q_{sf}	Average		
5-Mar-14	8:00	Cloudy	008065	2.8541	2.9659	14865.84	14889.84	24.00	1.31	1.31	1.31	1881	59
11-Mar-14	8:00	Cloudy	008040	2.8199	2.9623	14892.84	14916.84	24.00	1.31	1.30	1.30	1879	76
17-Mar-14	8:00	Cloudy	008187	2.8236	2.9905	14919.87	14943.87	24.00	1.35	1.34	1.35	1939	86
22-Mar-14	8:00	Fine	008072	2.8167	2.9814	14946.87	14970.87	24.00	1.35	1.35	1.35	1940	85

Report on 1-hour TSP monitoring

Action Level ($\mu\text{g}/\text{m}^3$) - 325.1
Limit Level ($\mu\text{g}/\text{m}^3$) - 500

Date	Sampling Time	Weather Condition	Filter paper no.	Filter Weight, g		Elapse Time, hr		Sampling Time, hr	Flow Rate, m^3/min			Total Volume, m^3	TSP Level, $\mu\text{g}/\text{m}^3$
				Initial	Final	Initial	Final		Initial, Q_{si}	Final, Q_{sf}	Average		
6-Mar-14	8:24	Cloudy	008068	2.8360	2.8444	14889.84	14890.84	1.00	1.31	1.31	1.31	78	107
6-Mar-14	9:34	Cloudy	008067	2.8516	2.8590	14890.84	14891.84	1.00	1.31	1.31	1.31	78	94
6-Mar-14	10:47	Cloudy	008047	2.8261	2.8289	14891.84	14892.84	1.00	1.31	1.31	1.31	78	36
12-Mar-14	8:44	Cloudy	008198	2.8158	2.8316	14916.84	14917.84	1.00	1.30	1.30	1.30	78	202
12-Mar-14	9:50	Cloudy	008179	2.8218	2.8320	14917.84	14918.84	1.00	1.30	1.30	1.30	78	131
12-Mar-14	11:00	Cloudy	008181	2.8178	2.8264	14918.84	14919.84	1.00	1.30	1.30	1.30	78	110
18-Mar-14	8:11	Cloudy	008083	2.8348	2.8400	14943.87	14944.87	1.00	1.31	1.33	1.32	79	66
18-Mar-14	9:18	Cloudy	008082	2.8341	2.8379	14944.87	14945.87	1.00	1.33	1.33	1.33	80	48
18-Mar-14	10:23	Cloudy	008081	2.8246	2.8296	14945.87	14946.87	1.00	1.36	1.36	1.36	82	61
24-Mar-14	9:20	Fine	008250	2.8251	2.8286	14970.87	14971.87	1.00	1.31	1.33	1.32	79	44
24-Mar-14	10:27	Fine	008253	2.8344	2.8379	14971.87	14972.87	1.00	1.33	1.33	1.33	80	44
24-Mar-14	13:00	Fine	008285	2.8360	2.8409	14972.87	14973.87	1.00	1.36	1.36	1.36	82	60



Location: MA1w - International Finance Centre (Western Wing)

Report on 24-hour TSP monitoring

Action Level ($\mu\text{g}/\text{m}^3$) - 173.4
Limit Level ($\mu\text{g}/\text{m}^3$) - 260

Date	Sampling Time	Weather Condition	Filter paper no.	Filter Weight, g		Elapse Time, hr		Sampling Time, hr	Flow Rate, m^3/min			Total Volume, m^3	TSP Level, $\mu\text{g}/\text{m}^3$
				Initial	Final	Initial	Final		Initial, Q_{si}	Final, Q_{sf}	Average		
5-Mar-14	8:00	Cloudy	008133	2.8179	3.0301	14914.93	14938.93	24.00	1.40	1.40	1.40	2015	105
13-Mar-14	16:30	Cloudy	008190	2.8075	3.0720	14944.39	14968.39	24.00	1.36	1.36	1.36	1951	136
18-Mar-14	11:35	Cloudy	008073	2.8227	2.9757	14971.39	14995.39	24.00	1.33	1.33	1.33	1920	80
22-Mar-14	8:00	Fine	008248	2.8231	3.0001	14995.39	15019.39	24.00	1.34	1.34	1.34	1926	92

Due to electricity interruption the 24hr TSP monitoring was rescheduled from 11 March 2014 and 17 March 2014 to 13 March 2014 and 18 March 2014 respectively.

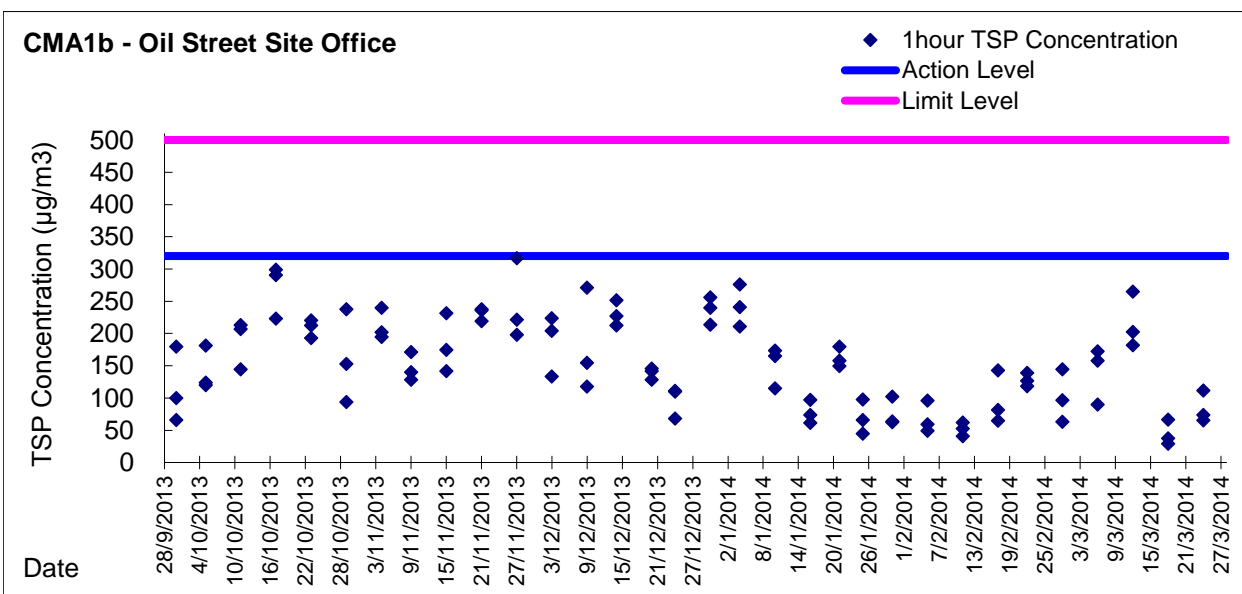
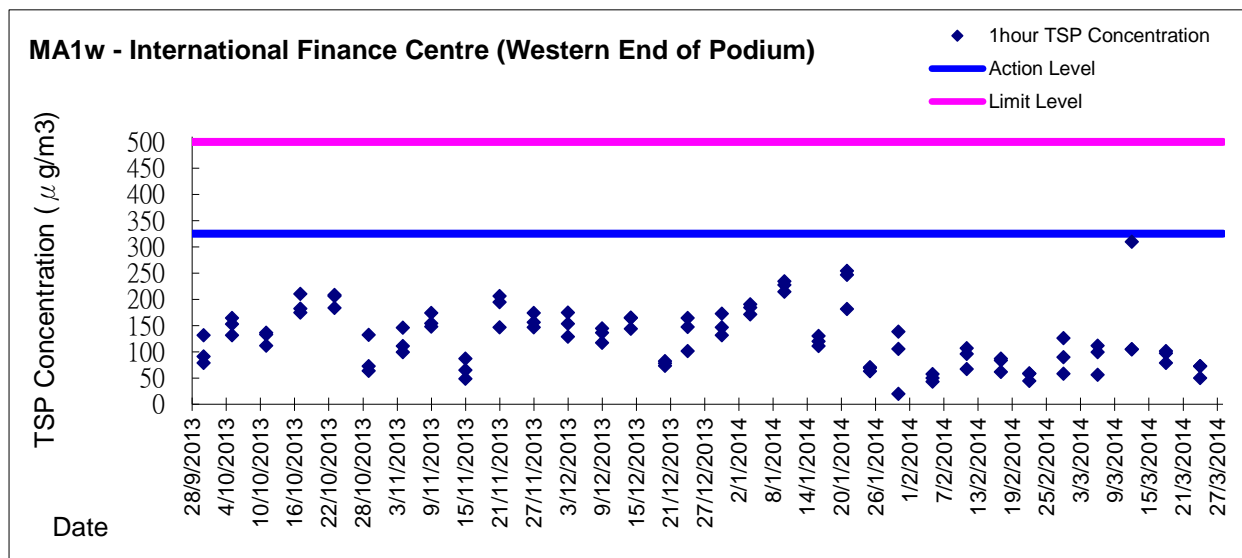
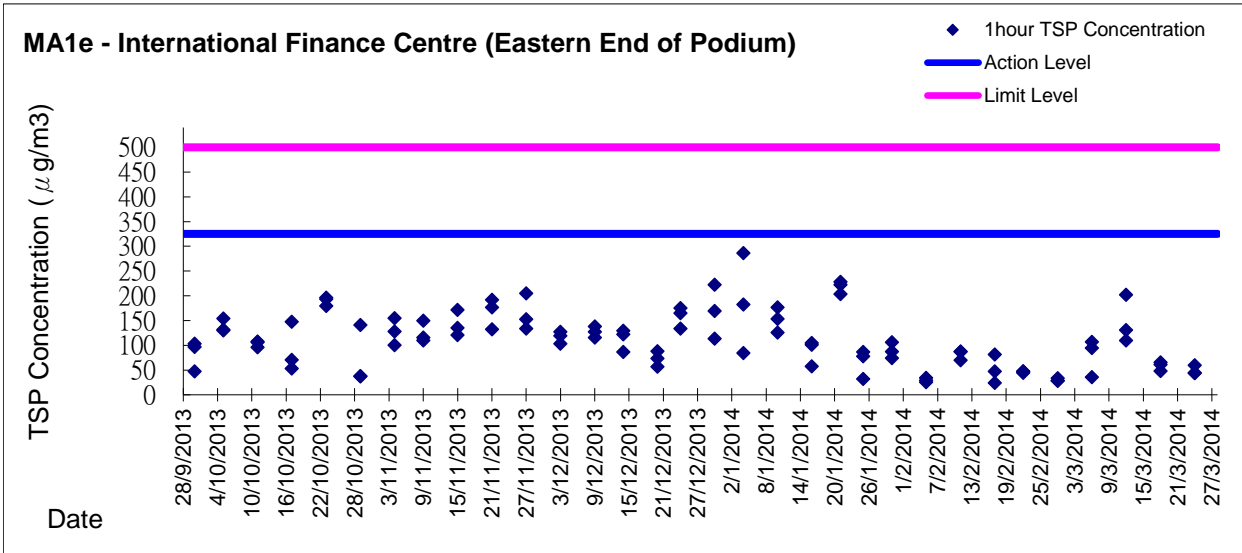
Report on 1-hour TSP monitoring

Action Level ($\mu\text{g}/\text{m}^3$) - 325.1
Limit Level ($\mu\text{g}/\text{m}^3$) - 500

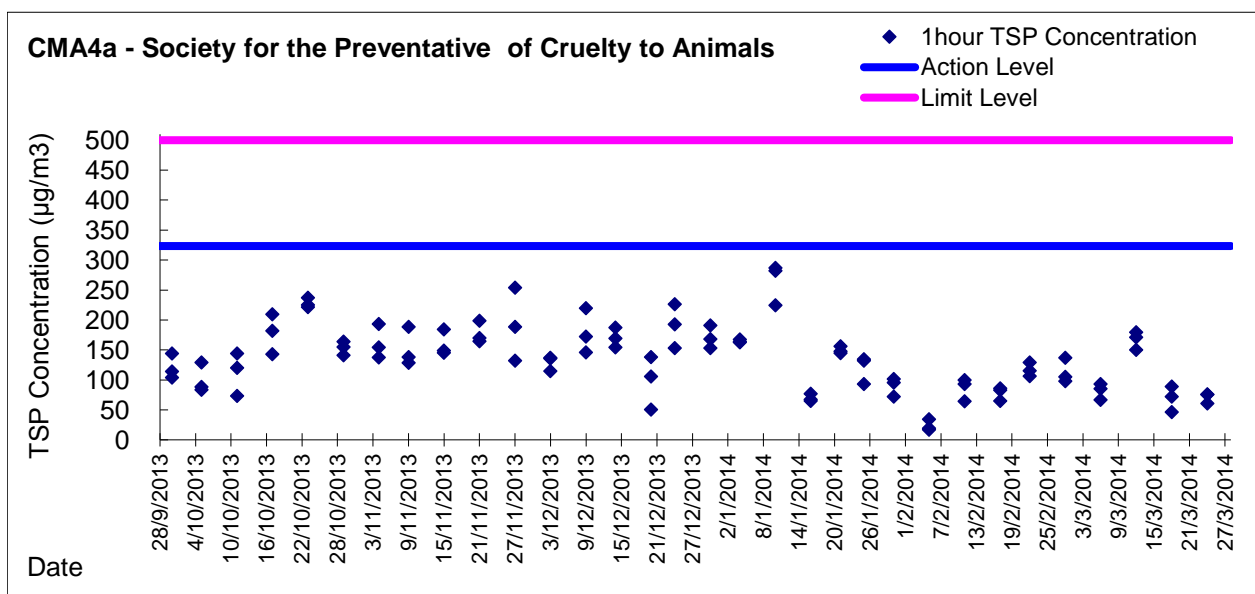
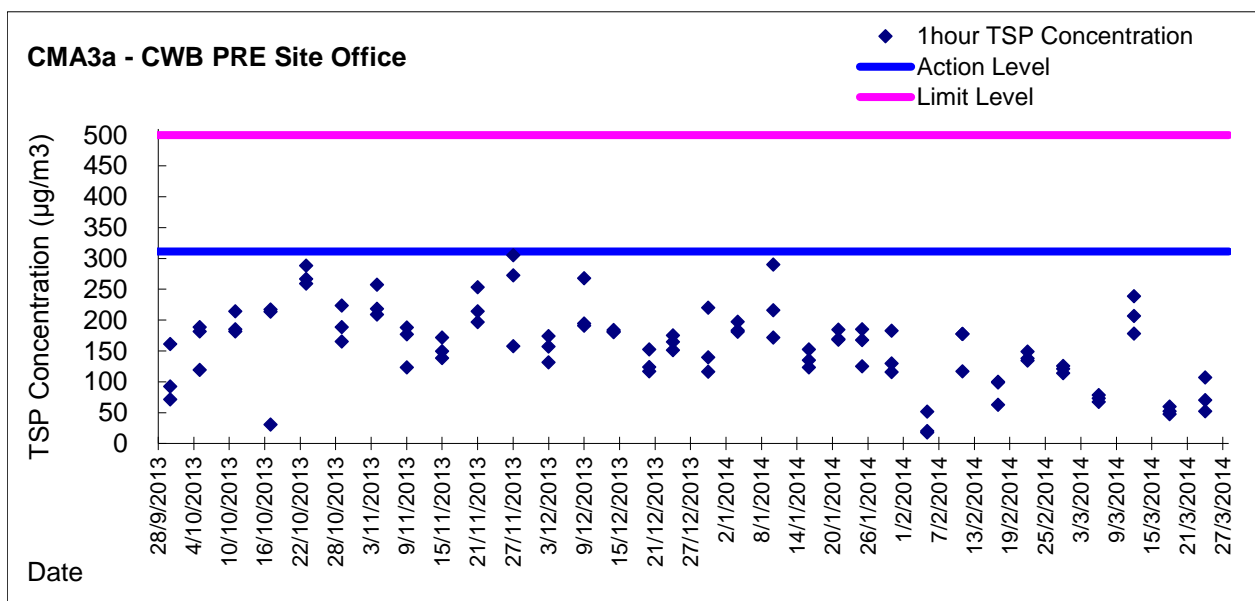
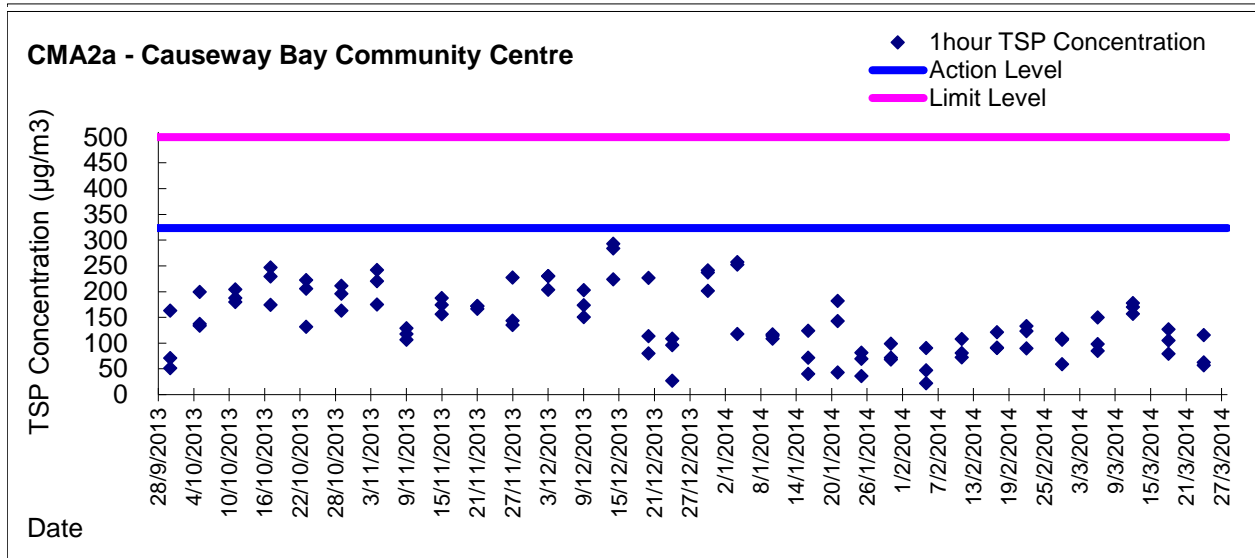
Date	Sampling Time	Weather Condition	Filter paper no.	Filter Weight, g		Elapse Time, hr		Sampling Time, hr	Flow Rate, m^3/min			Total Volume, m^3	TSP Level, $\mu\text{g}/\text{m}^3$
				Initial	Final	Initial	Final		Initial, Q_{si}	Final, Q_{sf}	Average		
6-Mar-14	8:32	Cloudy	008046	2.8072	2.8166	14938.93	14939.93	1.00	1.40	1.40	1.40	84	112
6-Mar-14	9:39	Cloudy	008045	2.8151	2.8230	14939.93	14940.93	1.00	1.32	1.32	1.32	79	100
6-Mar-14	10:52	Cloudy	008044	2.8177	2.8224	14940.93	14941.93	1.00	1.40	1.40	1.40	84	56
13-Mar-14	13:00	Cloudy	008039	2.8254	2.8506	14941.38	14942.38	1.00	1.36	1.36	1.36	81	310
13-Mar-14	14:10	Cloudy	008188	2.8196	2.8281	14942.38	14943.38	1.00	1.36	1.36	1.36	81	105
13-Mar-14	15:20	Cloudy	008189	2.8122	2.8207	14943.38	14944.38	1.00	1.36	1.36	1.36	81	105
18-Mar-14	8:16	Cloudy	008080	2.8313	2.8394	14968.39	14969.39	1.00	1.33	1.33	1.33	80	101
18-Mar-14	9:22	Cloudy	008079	2.8409	2.8472	14969.39	14970.39	1.00	1.33	1.33	1.33	80	79
18-Mar-14	10:29	Cloudy	008078	2.8364	2.8442	14970.39	14971.39	1.00	1.33	1.33	1.33	80	97
24-Mar-14	9:30	Fine	008251	2.8337	2.8395	15019.39	15020.39	1.00	1.33	1.33	1.33	80	72
24-Mar-14	10:35	Fine	008283	2.8342	2.8400	15020.39	15021.39	1.00	1.33	1.33	1.33	80	72
24-Mar-14	13:00	Fine	008286	2.8420	2.8460	15021.39	15022.39	1.00	1.33	1.33	1.33	80	50

Due to electricity interruption, the 1hr TSP monitoring was rescheduled from 12 March 2014 to 13 March 2014.

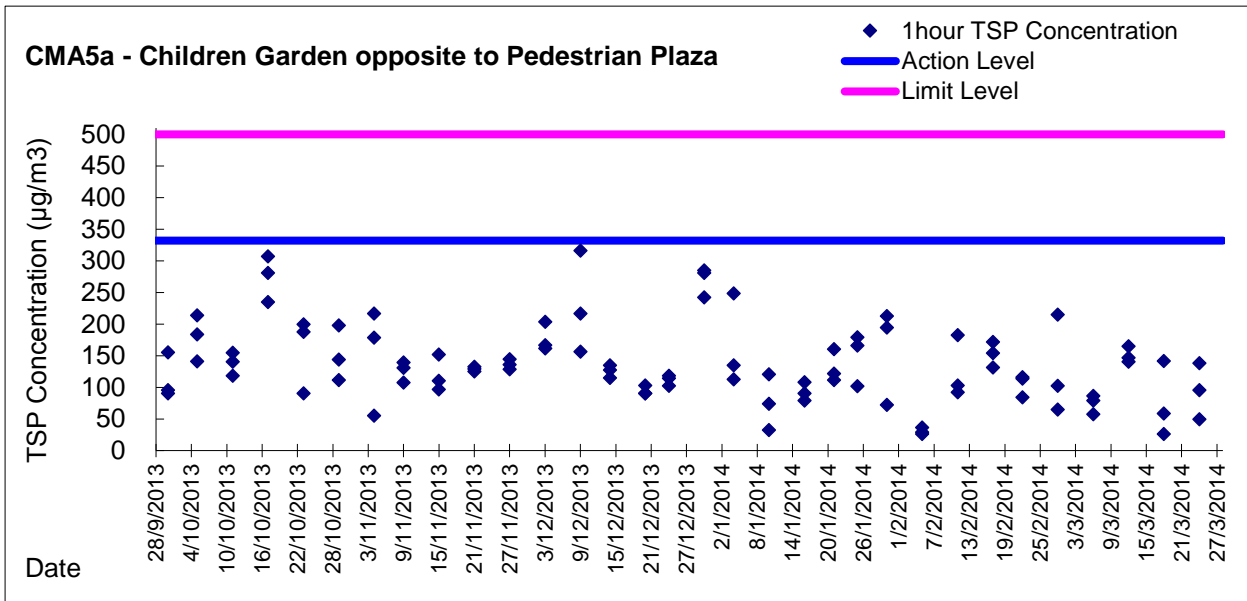
Graphic Presentation of 1 hour TSP Result



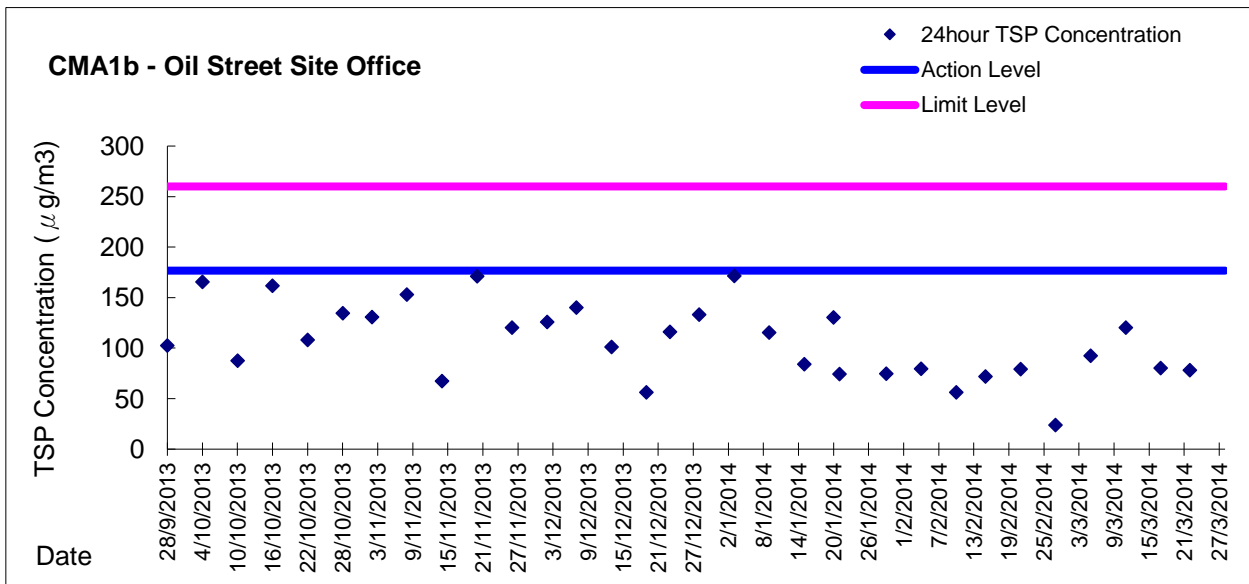
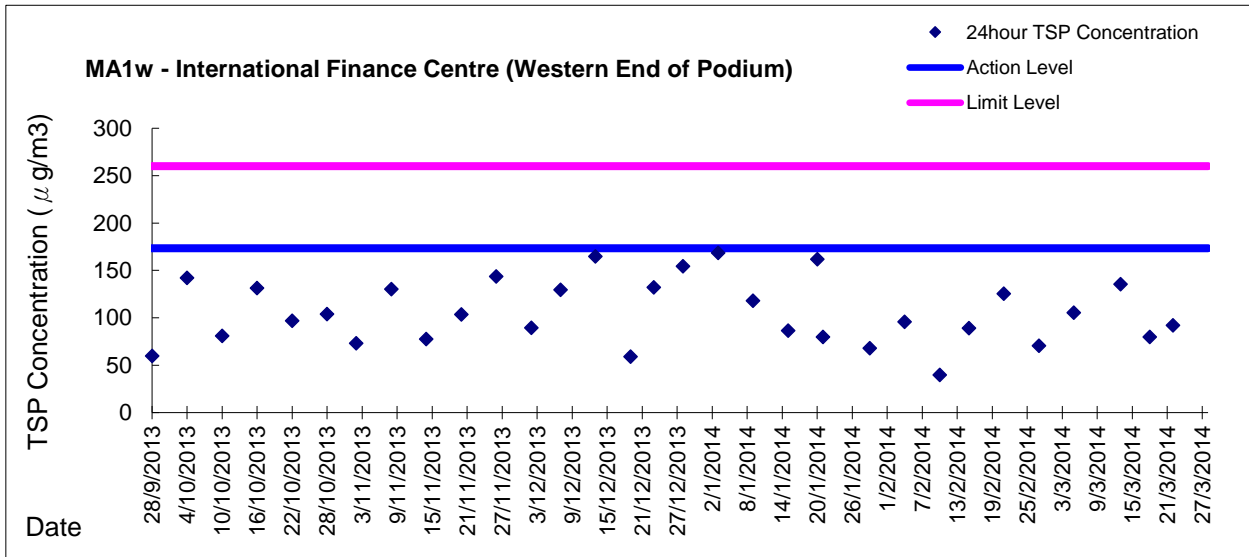
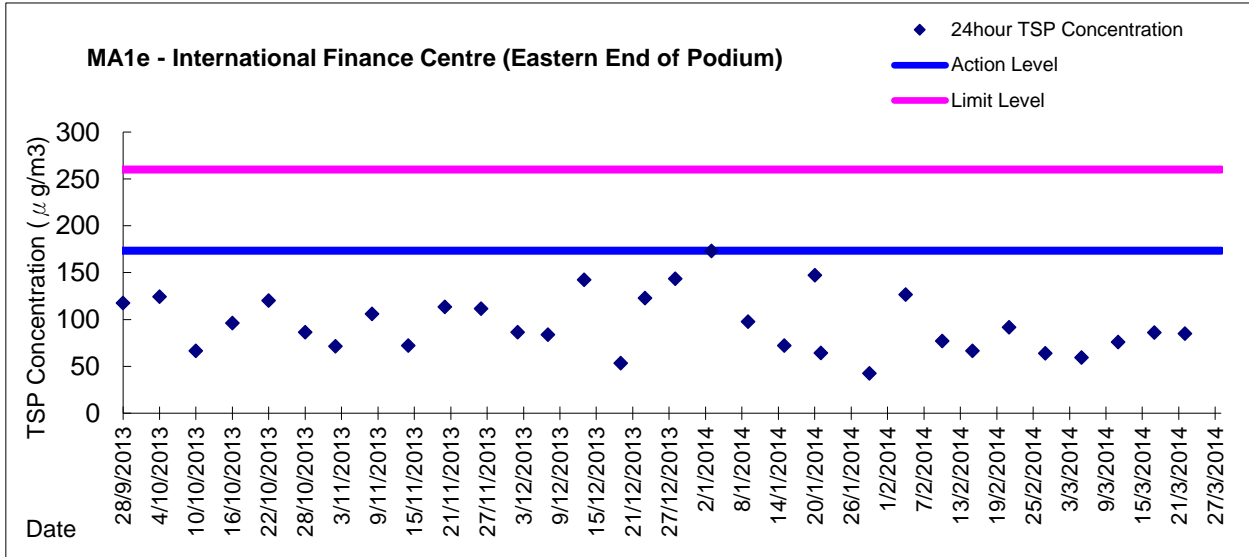
Graphic Presentation of 1 hour TSP Result



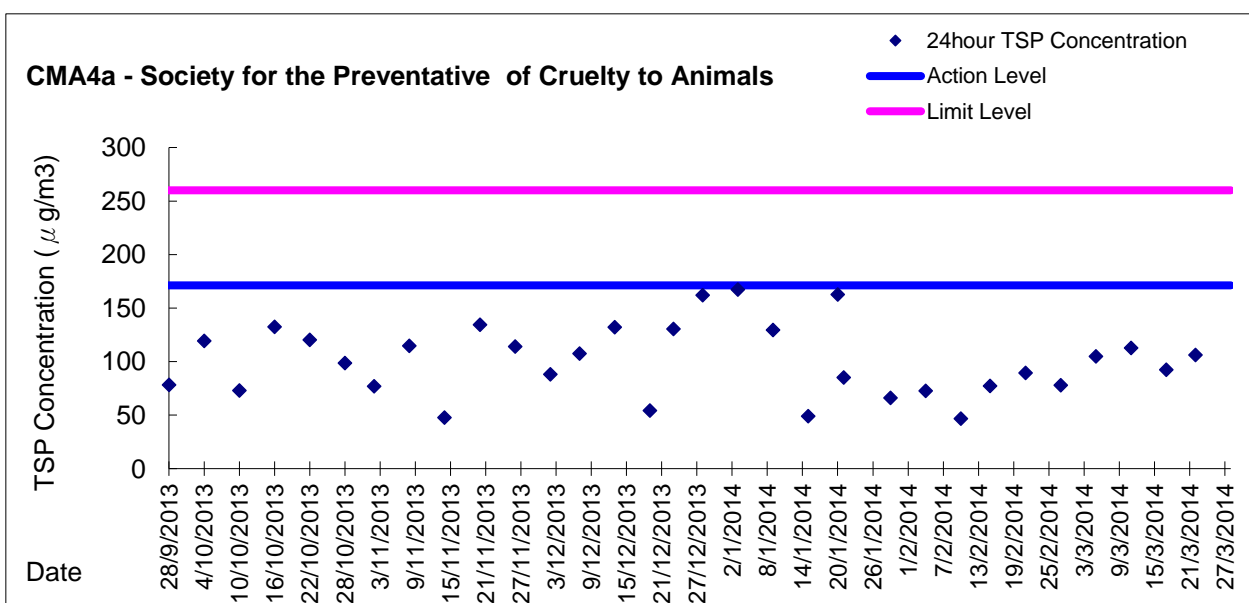
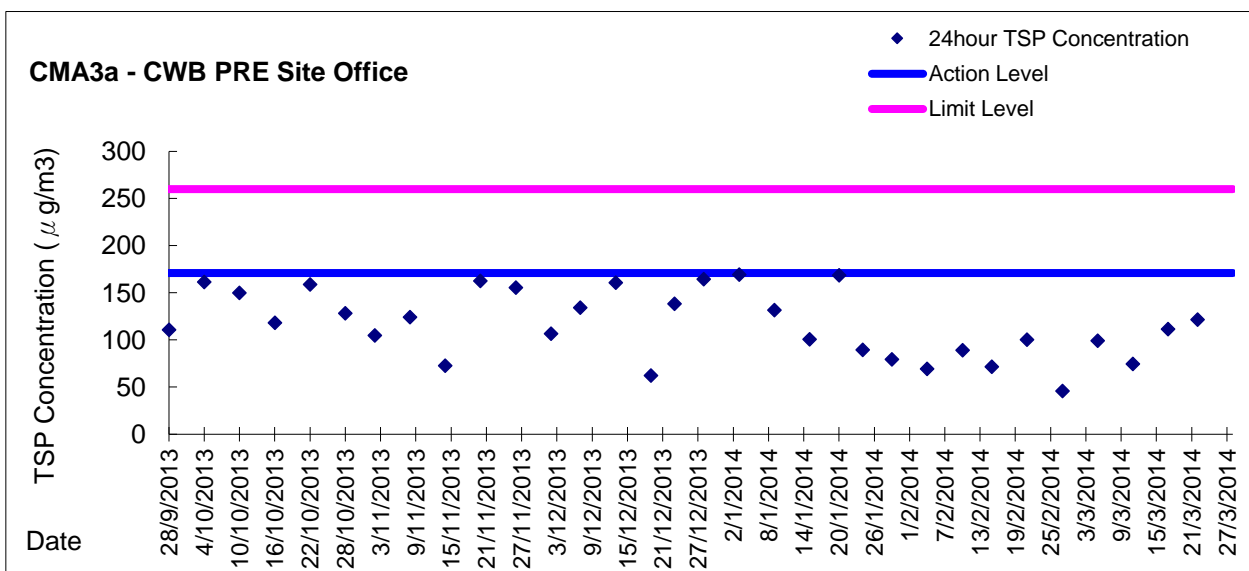
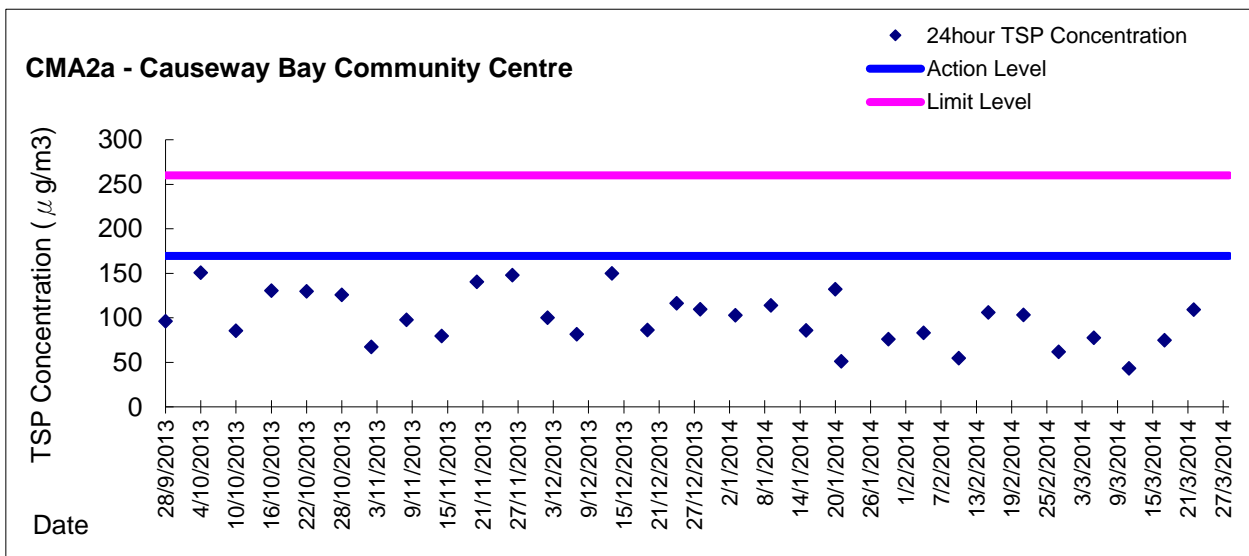
Graphic Presentation of 1 hour TSP Result



Graphic Presentation of 24 hour TSP Result



Graphic Presentation of 24 hour TSP Result



Graphic Presentation of 24 hour TSP Result

